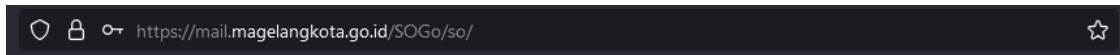






# Login




https://mail.magelangkota.go.id/SOG/so/





 Username \*

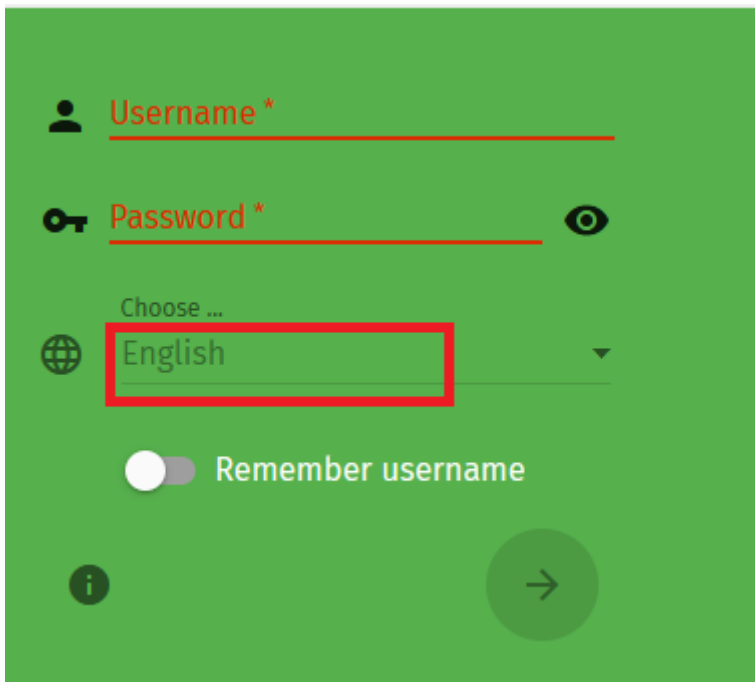
 Password \* 

Choose ...  
 English ▼

☐ Remember username

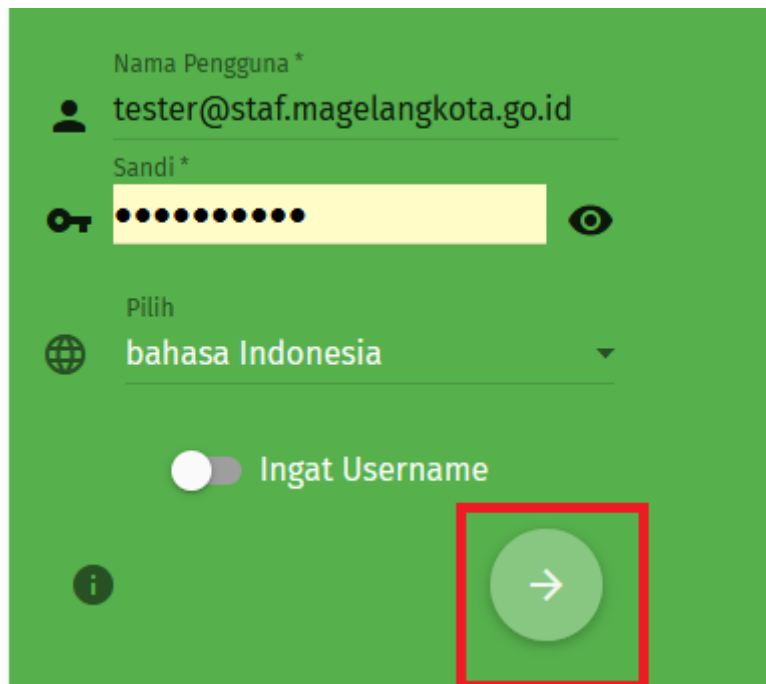
 

2. Sebelum login, bahasa yang akan digunakan dapat diganti terlebih dahulu (tidak wajib)



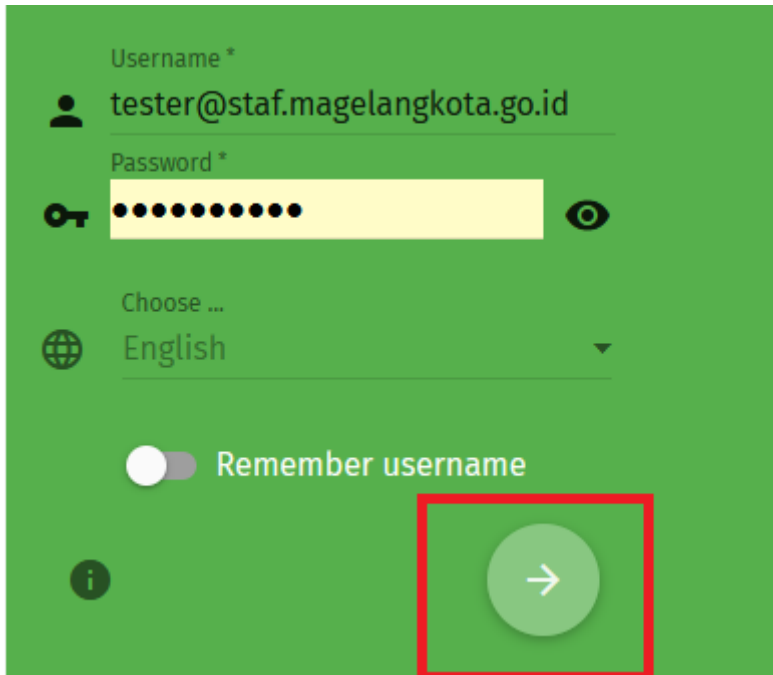
A login form on a green background. It features a 'Username \*' field with a person icon, a 'Password \*' field with a key icon and a toggle eye icon, and a language dropdown menu with a globe icon. The dropdown is currently set to 'English' and is highlighted with a red rectangle. Below the language selection is a 'Remember username' toggle switch, which is currently turned off. At the bottom right is a large circular button with a right-pointing arrow.

3. Masukkan **Nama Pengguna** dan **Sandi**, lalu tekan tombol masuk (**tanda panah**)

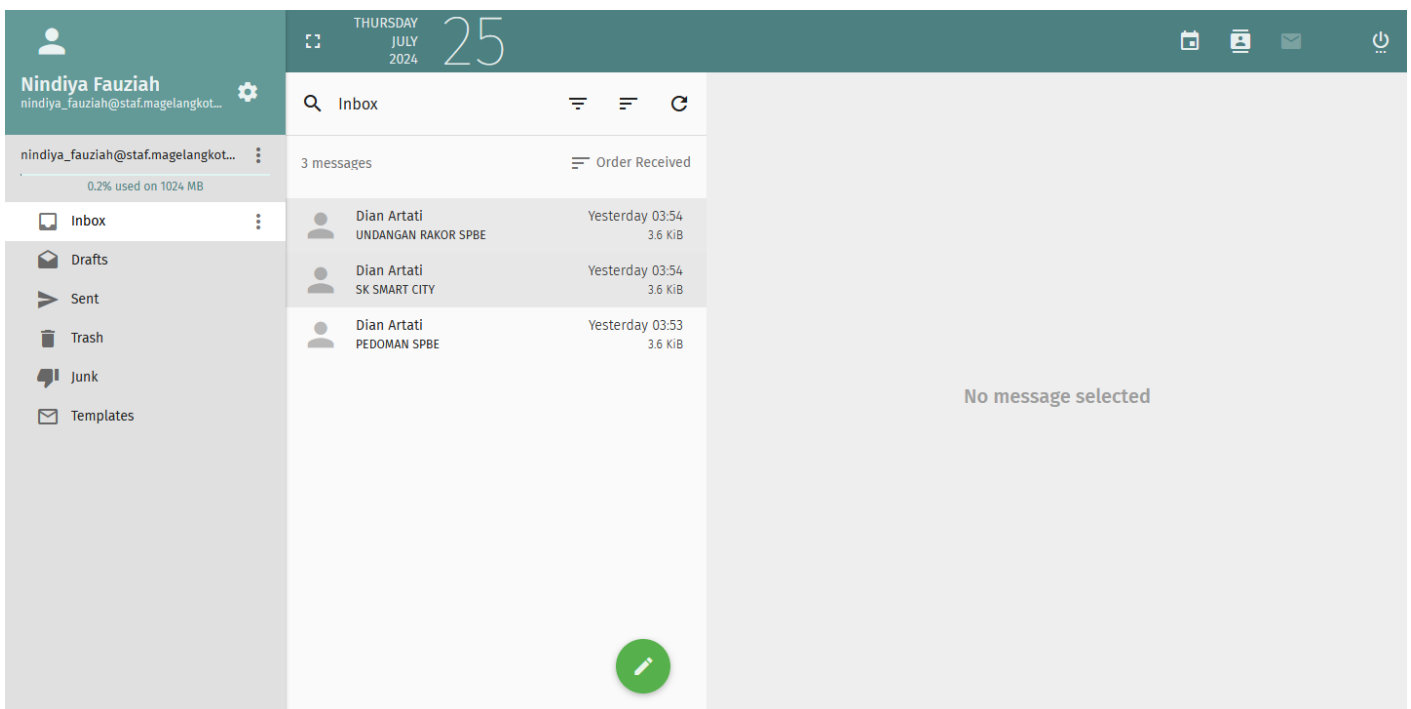


The same login form as above, but now filled with data. The 'Nama Pengguna \*' field contains 'tester@staf.magelangkota.go.id'. The 'Sandi \*' field is masked with black dots. The language dropdown is now set to 'bahasa Indonesia'. The 'Ingat Username' toggle switch is still turned off. The circular arrow button at the bottom right is highlighted with a red rectangle.

Jika menggunakan bahasa inggris, masukkan **Username** dan **Password**. Kemudian tekan tombol login (**tanda panah**)



4. Setelah itu akan muncul tampilan seperti gambar dibawah ini



Revision #2

Created 25 July 2024 03:58:10 by Nindiya Fauziah

Updated 25 July 2024 05:53:33 by Dian Artati